

消防處  
消防安全總區

香港九龍尖沙咀東部康莊道一號  
消防處總部大廈七樓



**FIRE SERVICES DEPARTMENT**  
**FIRE SAFETY COMMAND**  
7<sup>th</sup> Floor, Fire Services Headquarters Building  
No. 1 Hong Chong Road  
Tsim Sha Tsui East, Kowloon  
Hong Kong

本處檔號 **OUR REF.:** (34) in FSD FSC GR 13-314/07 IV  
來函檔號 **YOUR REF.:**  
圖文傳真 **FAX:** (852) 2312 0376  
電話 **TEL. NO.:** (852) 2170 9595

27 September 2017

To: Recipients of FSD Circular Letters

Dear Sirs/Madams,

**FSD Circular Letter No. 3/2017**  
**Part I: Reduced Supply Tank Capacity Requirement for**  
**the Fire Hydrant/Hose Reel System; and**  
**Part II: Pilot Scheme on the Incorporation of the Fresh Water Supply System into**  
**the Fire Hydrant/Hose Reel System**  
**in Connection with the Enforcement of**  
**the Fire Safety (Buildings) Ordinance, Cap. 572, Laws of Hong Kong**

This circular letter serves to announce the reduced supply tank capacity requirement for the fire hydrant/hose reel system and the pilot scheme on the incorporation of the fresh water supply system into the fire hydrant/hose reel system in connection with the enforcement of the Fire Safety (Buildings) Ordinance (Cap. 572) (hereinafter “the Ordinance”). This circular letter should be read in conjunction with FSD Circular Letter Nos. 3/2007, 2/2016 and 5/2016.

**Part I: Reduced Supply Tank Capacity Requirement for the Fire Hydrant/Hose Reel System**

As a flexible and pragmatic measure, target buildings of seven storeys or above or over 20 metres in height, irrespective of their floor areas, were only required to provide a fire hydrant/hose reel system equipped with a fire service supply tank of 9,000 litres effective capacity. However, some target buildings still encounter difficulties in installing a supply tank owing to spatial/structural constraints. With a view to further assisting those building owners in complying with the fire safety improvement requirements, the Fire Services Department (FSD), having taken into consideration the actual FSD operational capabilities, has further relaxed the supply tank capacity requirement to 4,500 litres, provided that there is direct vehicular access to one of the major facades of the building **and** a street fire hydrant is provided within 50 metres thereof.

...../2

## **Part II: Pilot Scheme on the Incorporation of the Fresh Water Supply System into the Fire Hydrant/Hose Reel System**

The Water Supplies Department (WSD) has agreed in principle to the connection of the fresh water supply system to the fire hydrant/hose reel system in target buildings for the purpose of enforcing the Ordinance, subject to the conditions that the installation will not lead to contamination of the fresh water supply and measures against unlawful consumption of water are put in place. For the purpose of system incorporation, in case a fresh water supply tank is used for the combined storage of domestic and fire service water, the potential draw off by domestic consumption should be considered and an additional fire service tank may be required to top up the necessary supply for fire service. Five examples prepared by the WSD and the FSD are given below to illustrate the installation of such improvised fire hydrant/hose reel system in target buildings of seven storeys or above or over 20 metres:

- Example 1 - Water supply to fire hydrant/hose reel system via fire service pumps direct from the fresh water roof tank with a backflow preventer installed immediately downstream of the fresh water roof tank (without the provision of an additional fire service water tank) [Appendix I refers]
- Example 2 - Water supply from the fresh water roof tank to an additional fire service water tank [Appendix II refers]
- Example 3 - Water supply to an additional fire service water tank by making additional branch from the original upfeed water pipe of the fresh water supply system provided that the fresh water supply system is of a sump and pump design [Appendix III refers]
- Example 4 - Partitioning of the fresh water tank into two separate tanks for fresh water and fire service water uses respectively [Appendix IV refers]
- Example 5 - Based on Example 4, an additional fire service water tank is connected to the partitioned tank for fire service water [Appendix V refers]

Upon successful trials of the pilot scheme, the WSD and the FSD will consider formally accepting the incorporation of the fresh water supply system into the fire hydrant/hose reel system in target buildings as an alternative to the conventional fire hydrant/hose reel system.

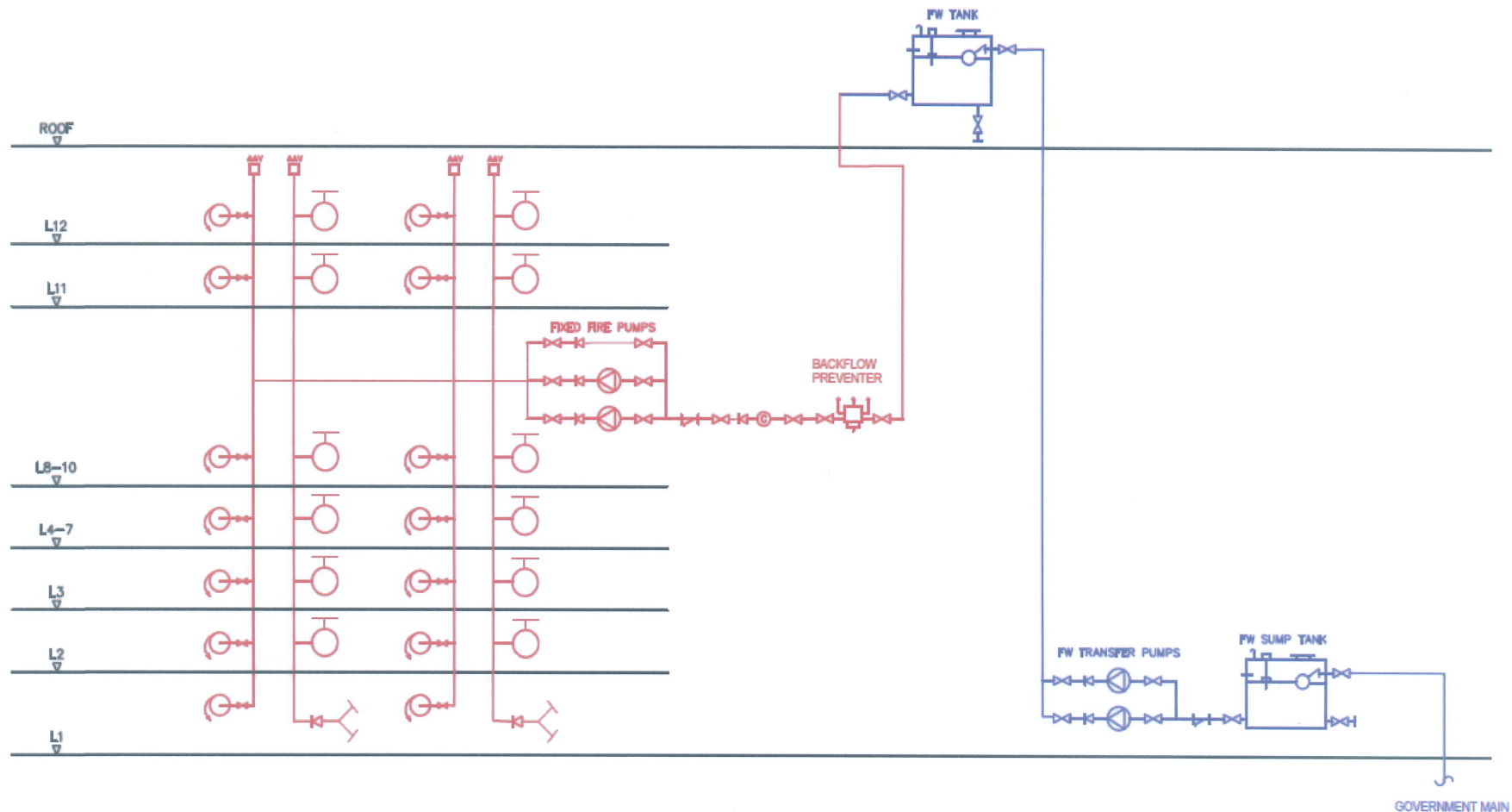
For enquiries, please contact Building Improvement Division 1 at 2807 9180 or Building Improvement Division 2 at 2272 9168.

Yours faithfully,



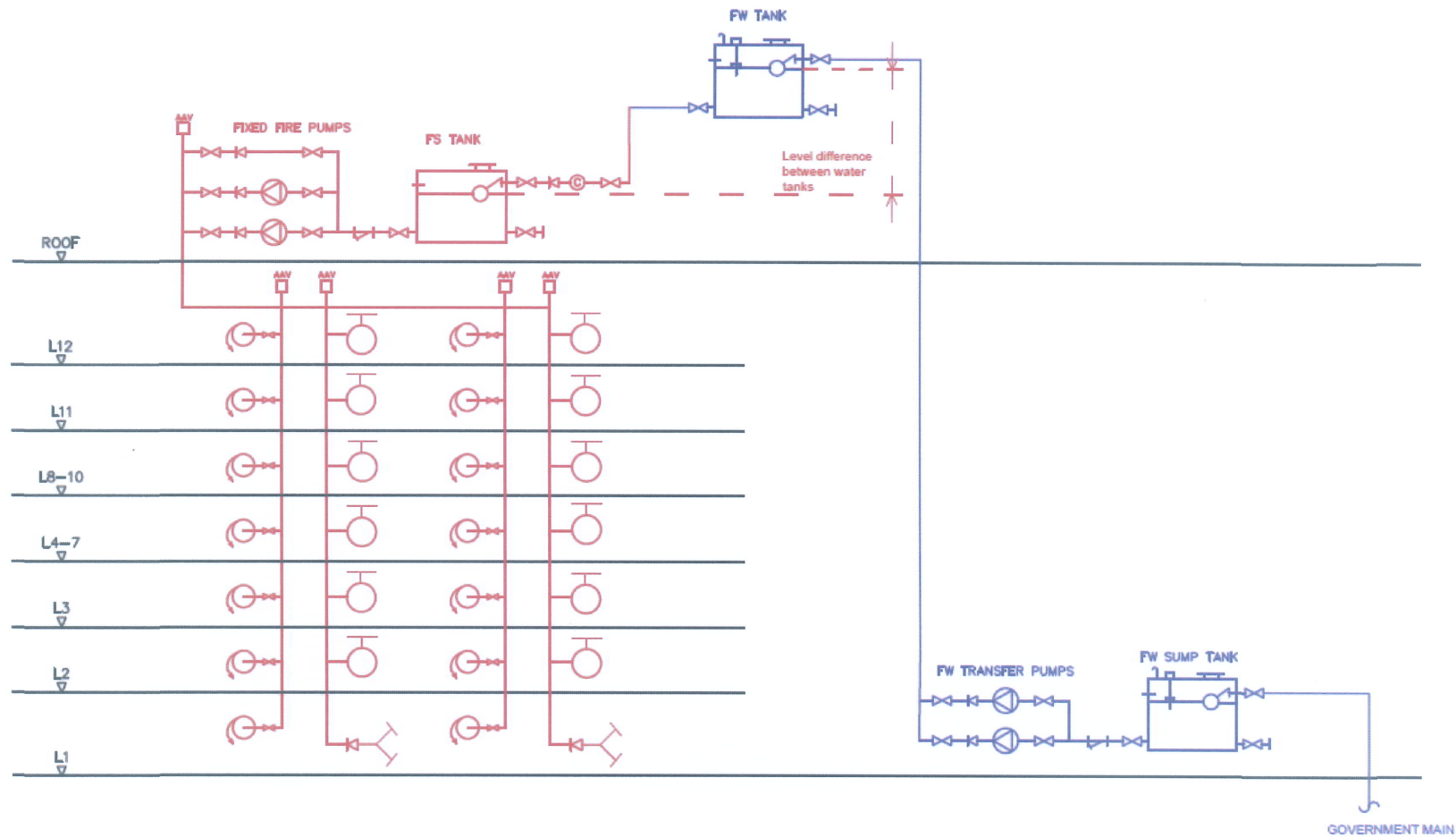
(TSANG Wing-hung)  
for Director of Fire Services

Encl.

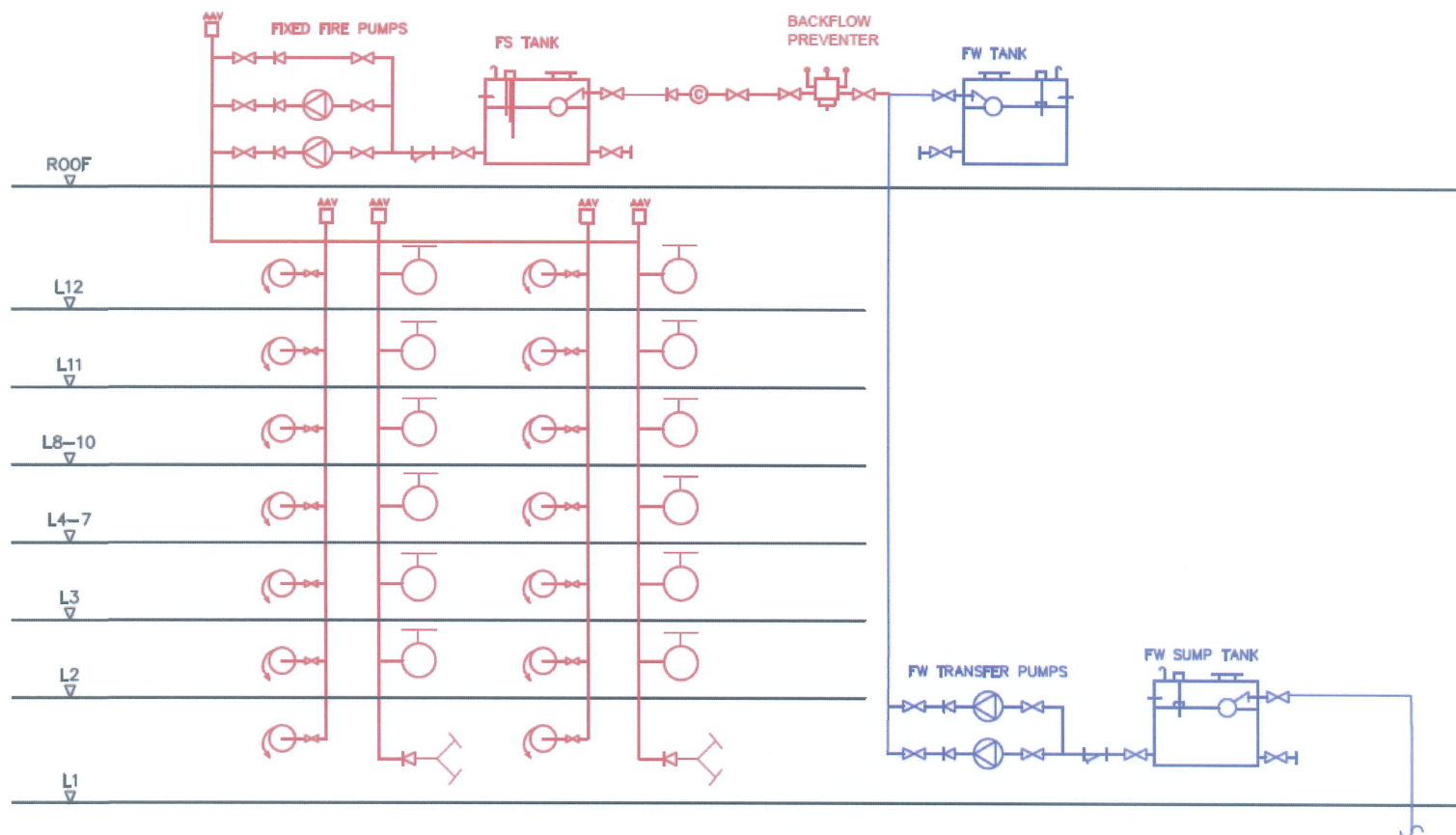


Example 1 – Fire Hydrant/Hose Reel System for 7 storeys or above or over 20 m in height  
 (Water supply to FSI via FS pump direct from the existing fresh water roof tank with a backflow preventer installed immediately downstream of the fresh water tank (without the provision of FS water tank subject to the fresh water tank capacity is adequate for both household water and fire service requirement))

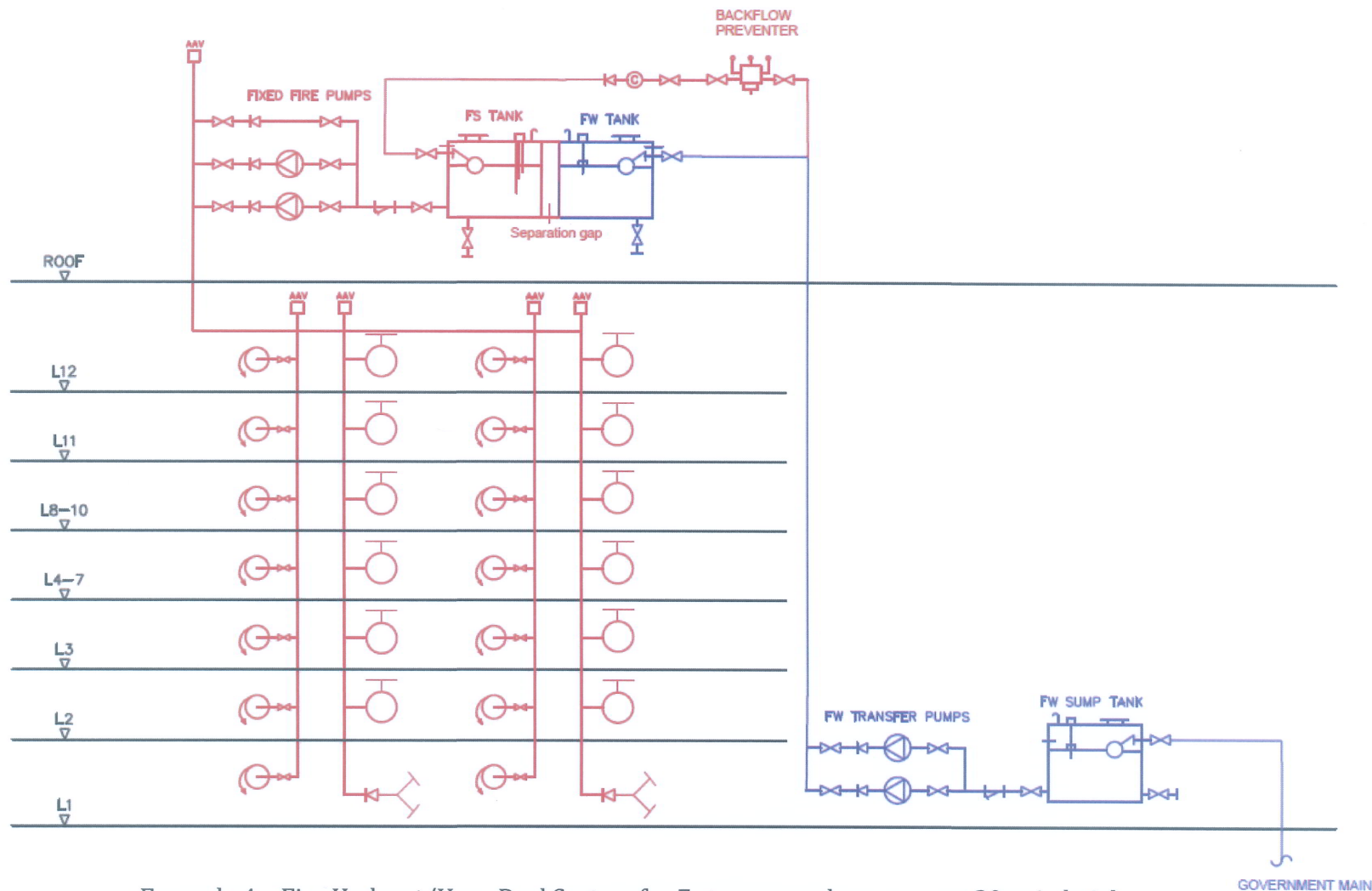




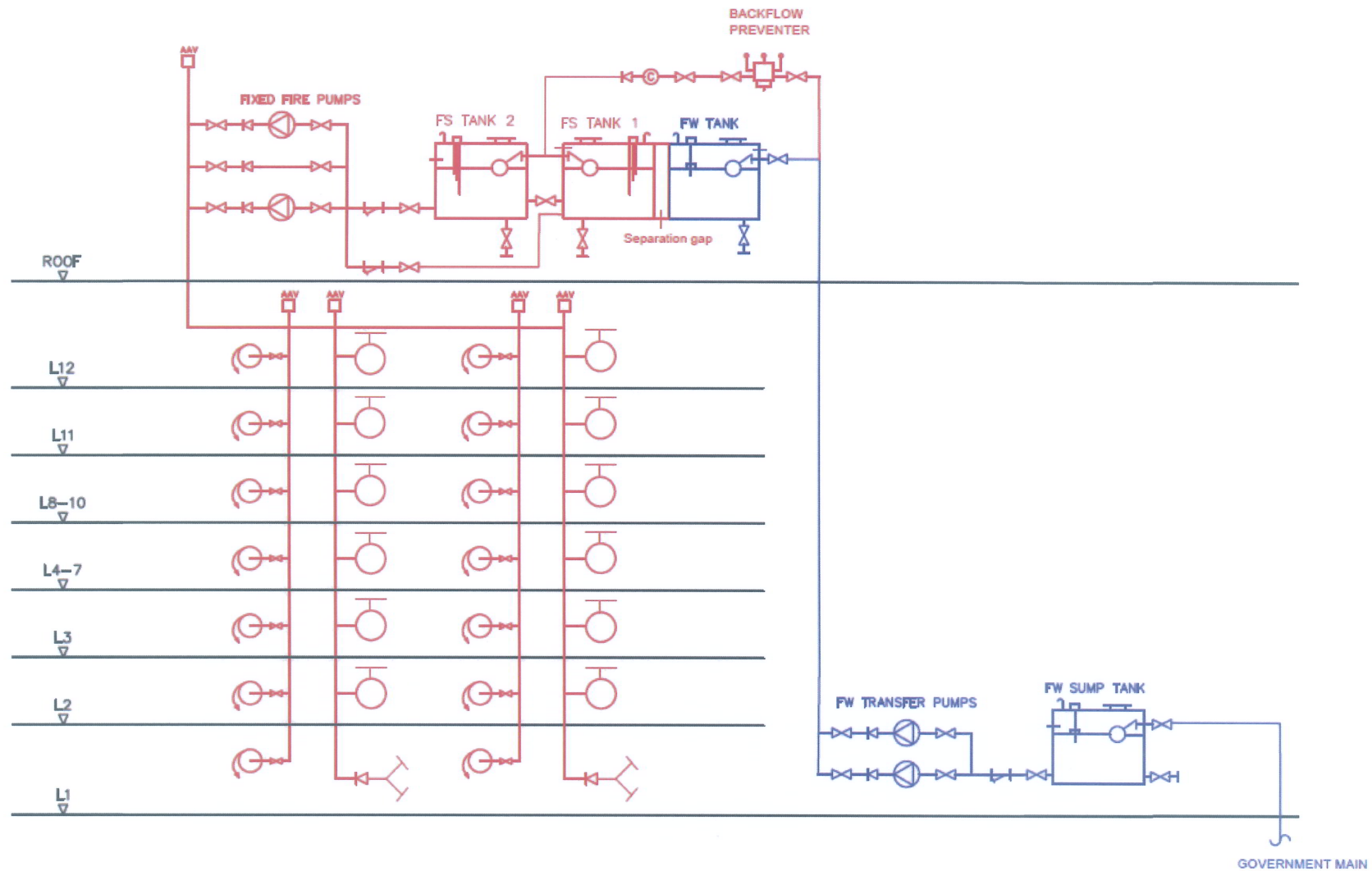
Example 2 – Fire Hydrant/Hose Reel System for 7 storeys or above or over 20 m in height (Water supply to a newly installed FS supply tank via the existing fresh water roof tank)



Example 3 – Fire Hydrant/Hose Reel System for 7 storeys or above or over 20 m in height  
 [Water supply to FS water by making additional branch from the original upfeed water pipe of the fresh water system provided that the fresh water supply is of a sump and pump design]



Example 4 – Fire Hydrant/Hose Reel System for 7 storeys or above or over 20 m in height  
 [Partitioning of existing fresh water tank into 2 separate tanks for fresh water and FS water  
 subject to the fresh water tank capacity is adequate for both household water and fire  
 service requirement]



Example 5 – Fire Hydrant/Hose Reel System for 7 storeys or above or over 20 m in height  
 [Based on Example 4, partitioning of existing fresh water tank into 2 separate tanks for fresh water and FS water in connection with an additional FS water tank to meet the requirement]